



Ivotion Dentures

INNOVATIVE SOLUTIONS
FOR REMOVABLE PROSTHETICS

ivoclar
vivadent®

WESTBROOK
A MICRODENTAL LABORATORY

IVOTION DENTURE. MAXIMUM FREEDOM FOR THE DENTIST



Why an Ivotion Denture?

With Ivotion Dentures, a professional, digital manufacturing process complements your existing clinical protocol. This process reduces the number of appointments required for the patient while providing you with predictable results and reliable precision. These improvements benefit and contribute to the success of your practice.

Clinical Protocol

- Conventional Impression or IOS scan.

Advantages & Benefits

- The entire production process is digital, ensuring predictability, accuracy, consistency, and reproducibility.
- By using high-quality materials, eliminating manual errors, and avoiding shrinkage, Ivotion Dentures have a better fit.
- For the reproducibility of the prosthesis, patient-specific digital data is stored automatically. An identical replacement prosthesis can be fabricated quickly and easily.
- Reduced clinical chair time with superior results compared to traditional methods.



The Future of Prostheses Is Digital!

The Ivotion Denture uses innovative manufacturing processes and state-of-the-art materials. The individually-designed dental arch is milled from high-strength multi-layer discs. The pink base is also uniquely-designed and milled with precision from break-resistant material. Dental technicians bond both the base and dental arch with a thin liquid polymerisate. Then, the prosthesis is completed according to the product type with optimal esthetics in mind.



3D-Printed Monobloc Try-In Denture



Milled Denture Base + Milled Tooth Arch



Full Denture Final Result

IVOTION DENTURE. 5 PRODUCT SOLUTIONS

| | 1. IVOTION DENTURE | 2. IVOTION COPY DENTURE | 3. IVOTION IMMEDIATE DENTURE |
|--------|--|--|--|
| STEP 1 | Conventional Impression or IOS Scan + Bite Registration | Conventional Impression or IOS Scan + Bite Registration | Conventional Impression or IOS Scan + Bite Registration |
| STEP 2 | Try-In | Try-In | Placement |
| STEP 3 | Placement | Placement | |

| | 4. IVOTION PARTIAL DENTURE | 5. IVOTION IMPLANT OVERDENTURE |
|--------|--|--|
| STEP 1 | Conventional Impression or IOS Scan + Bite Registration | Conventional Impression or IOS Scan + Bite Registration |
| STEP 2 | Try-In | Try-In |
| STEP 3 | Placement | Placement |

1. IVOTION DENTURE. WORKFLOW IN 3 STEPS

Practice:

1st Appointment

2nd Appointment

3rd Appointment



Lab:



| 1 st Clinical Appointment | 2 nd Clinical Appointment | 3 rd Clinical Appointment |
|---|--|--------------------------------------|
| Conventional Impression or IOS scan + Bite Registration | Try-In Phase; Verify records and tooth position and make corrections via V-Diagram if needed | Final placement of Denture |

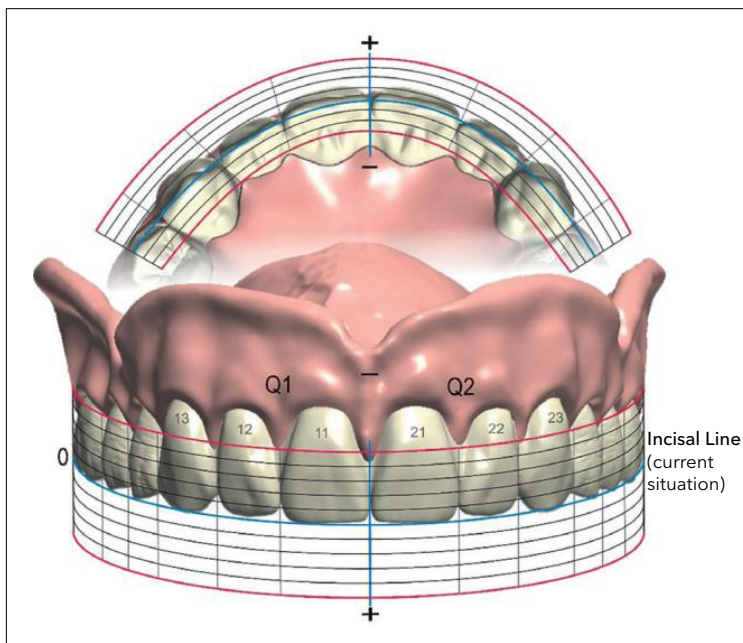
An Innovative Digital Concept with Functional **Try-In Stage.**

The Ivotion Denture process follows an intelligent digital workflow. As a practitioner, no changes need to be made to your existing clinical protocol. The only difference is the digitally printed Monobloc Try-In replaces the traditional wax Try-In. This may take some getting used to, but there are many benefits.

Advantages & Benefits

- A stable, relevant, and functional Try-In
- The Monobloc Try-In has the same precise fit and stability as the final prosthesis. This allows the Try-In to be fully utilized. The patient can even speak and eat with the Try-In.
- Lateral movements are easy to check for and to grind.
- The teeth do not come loose, unlike a traditional wax Try-In.
- After grinding in, the Try-In can be scanned so that these adjustments are included in the final design.
- Changes to the arrangement of the teeth can be communicated via the V-Diagram on the Ivotion Rx.

V-Diagram: Allows You to Indicate Vertical and Horizontal Changes



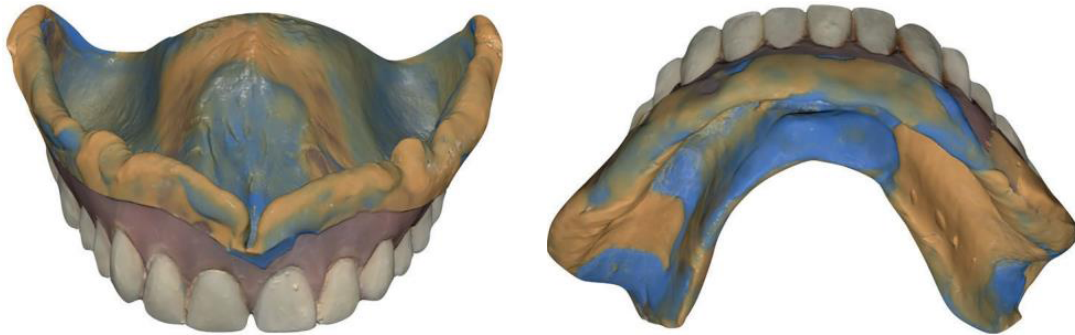
V-DIAGRAM

INSTRUCTIONS FOR TRY-IN ADJUSTMENTS
(Or of existing dentition).

ESTHETIC ANTERIOR ADJUSTMENTS
Mark the required height for each tooth, both the vertical and horizontal positions.

REORIENTATION OF THE OCCLUSAL PLANE
Draw a straight line from canine to first molar.

2. IVOTION COPY DENTURE. AN UPGRADE FROM YOUR OLD PROSTHESIS



Why an Ivotion Copy Denture?

The Ivotion Copy Denture quickly and predictably fits a new prosthesis for patients who already rely on prosthetics. The patient can receive the final product in just two to three appointments. If the patient requires any adjustments (height of the bite, incision line, lip filling, etc.), the current prosthesis can be altered, and the finalized product will fulfill all the needs and requests that the patient requires.



Please use the V diagram for changes after the Try-In phase.

Duplicate Denture Workflow

The Duplicate workflow is used when the patient desires an exact duplicate of their existing denture or dentures. This workflow will not have any design changes to intaglio, teeth, or occlusion.

Copy Denture Workflow

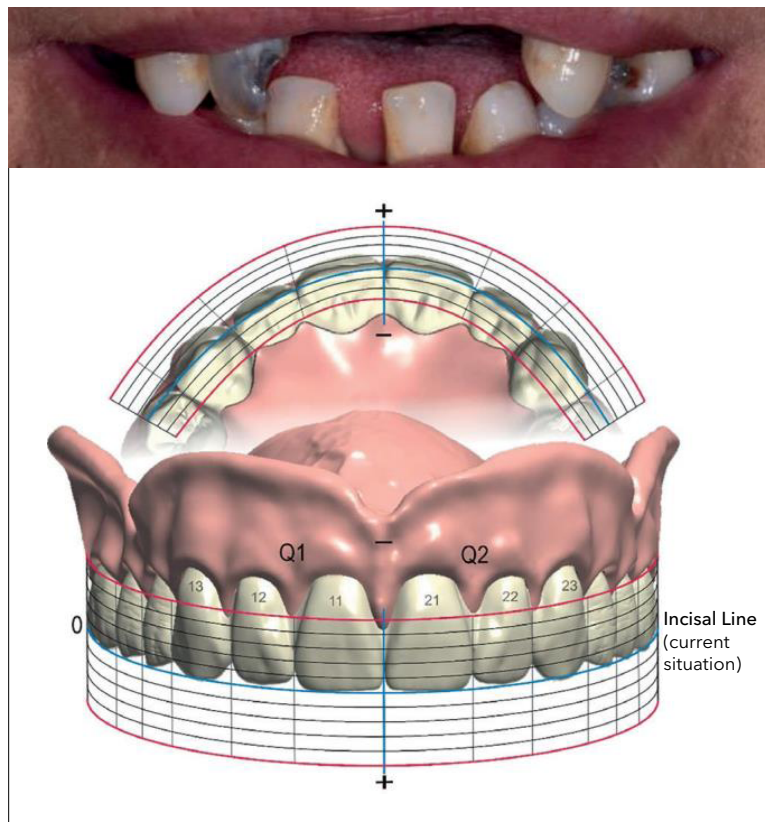
The Copy Denture workflow is for when the patient needs a copy of their existing denture. This especially applies when the existing denture needs changes to intaglio, an increase in the vertical dimension of occlusion, or new posterior teeth due to significant wear.

3. IVOTION IMMEDIATE. A QUICK AND EASY IMMEDIATE PROSTHESIS

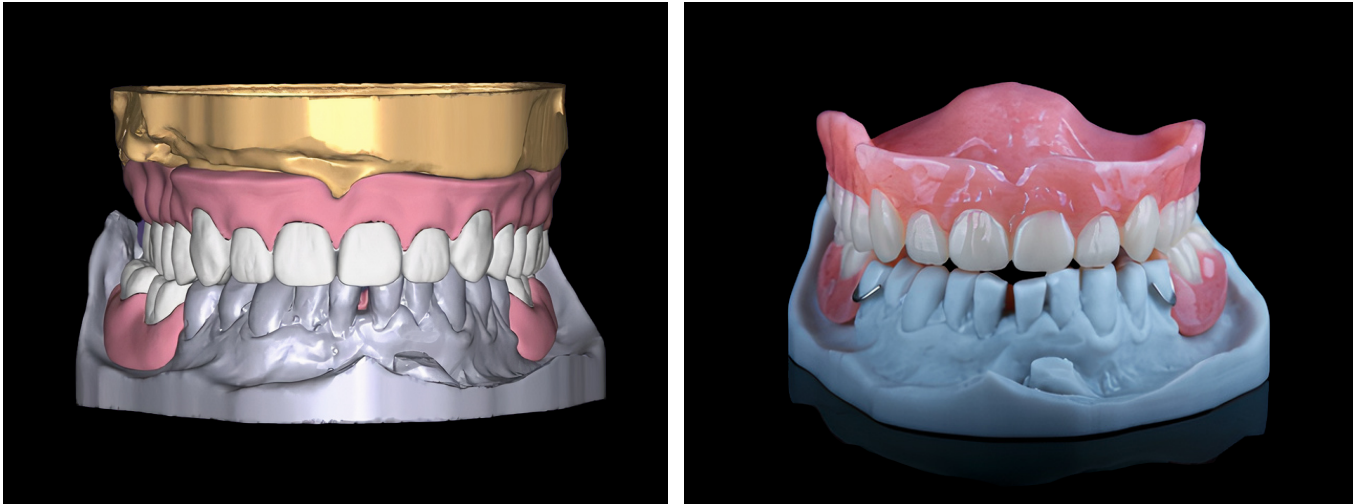
Immediate prostheses are often required for elderly patients. Moreover, immediates are a great solution if there are difficult clinical conditions or the available treatment time is insufficient for the standard clinical workflow.

Why an Ivotion Immediate?

These immediate dentures provide patients with high-quality complete prostheses quickly and easily without the use of conventional impressions and fitting phases. With Ivotion Immediate, prostheses can be ordered digitally based on scan data, with a V-Diagram as an aid. Scan both jaws and the correct bite position according to the scanning protocol of your intraoral scanner. Fill in the V-Diagram for the visible area and send all information to MicroDental Laboratories. The uniquely-designed, digitally-created prosthesis will be available and ready for patient use shortly after.



4. IVOTION PARTIAL. FOR PATIENTS WITH MISSING DENTITION



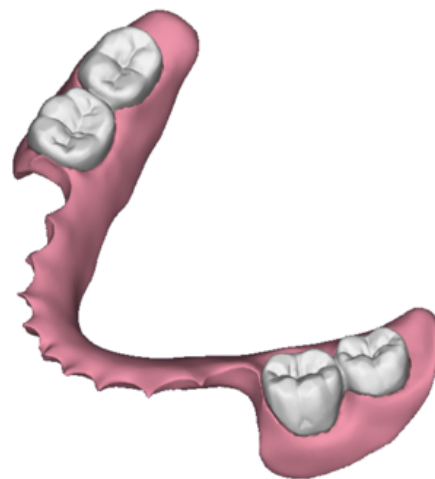
Why an Ivotion Partial?

The innovative Ivotion Partial is a fantastic solution for patients with missing teeth, as the clinical process stays the same. It begins with the spoon and bite plate, which are then digitized to match the production of the partial denture. The functional Try-In also serves to help check the fit, esthetic and functioning ability of the final product.

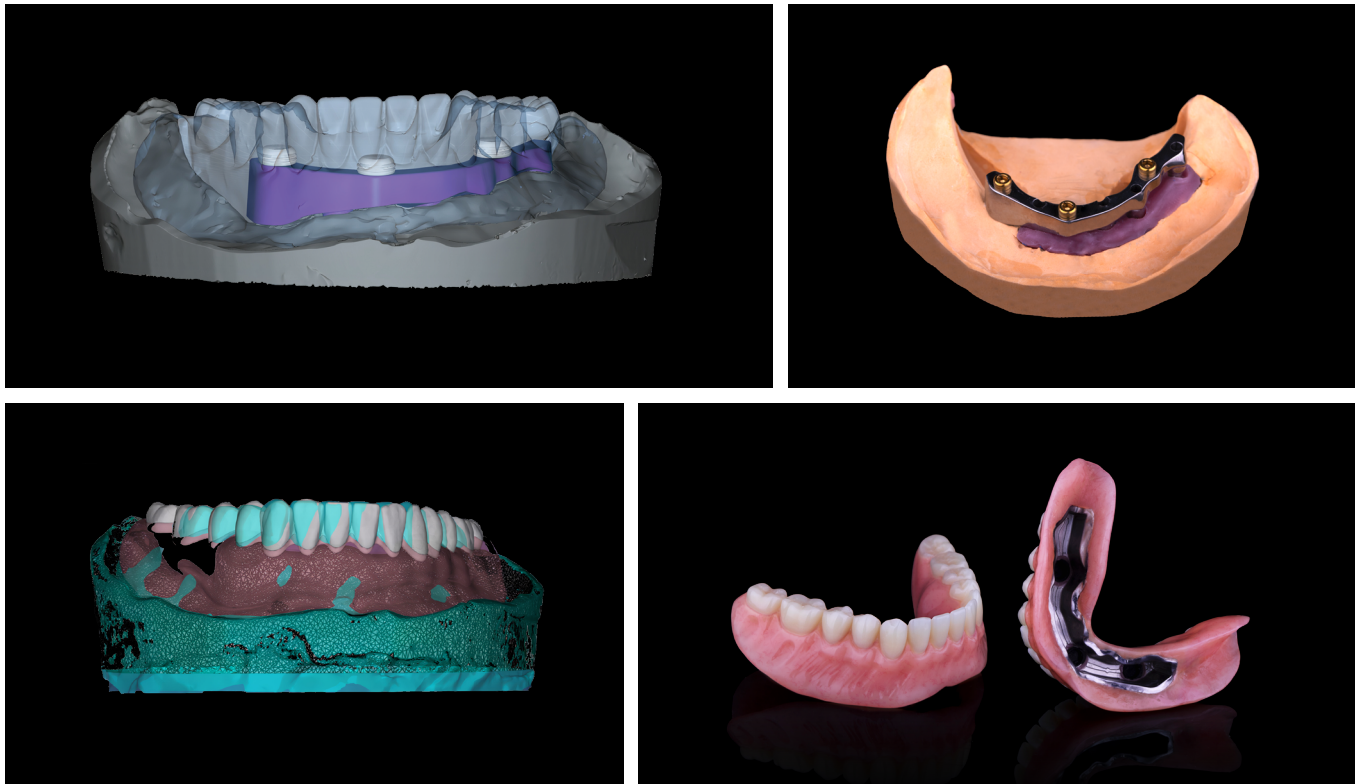
The Try-In is easily adjustable, and the patient can eat with it equipped to test its functionality. If adjustments are needed, the Try-In can be scanned at the doctor's practice or sent directly to the lab. Any changes are incorporated into the final design of the Ivotion Partial denture. The missing teeth are replaced, and your patient can smile confidently.

Advantages & Benefits:

- Fewer appointments and chair time
- Enhanced strength and fit
- Better retention and fewer sore spots
- Fewer post-insertion adjustments
- Digital design and milling accuracy
- Digitized for easy and quick duplication



5. IVOTION IMPLANT OVERDENTURE. FOR EDENTULOUS PATIENTS



Why an Ivotion Implant Overdenture?

Ivotion's implant-retained and digital removable solutions are available for your edentulous patients. Each overdenture is manufactured through an entirely digital process, meaning a perfect fit for both the CAD/CAM manufactured titanium bar and the digital overdenture. Your patient can enjoy regained chewing comfort and speech thanks to the durable and exceptional retention of the anchorage.

Advantages & Benefits:

- Digital data collection and retention
- Effective 3-D design analysis
- Improved efficiency and predictability
- Decreased clinical treatment visits
- Enhanced strength, comfort, and esthetics
- Fewer post insertion adjustments

IVOTION AVAILABLE COLOR OPTIONS



Monolithic Dental Arch

Combining proven high-quality tooth and denture base materials in a single bi-color disc, Ivotion provides an efficient, predictable, monolithic milling solution that offers true innovation in the world of digital dentistry.

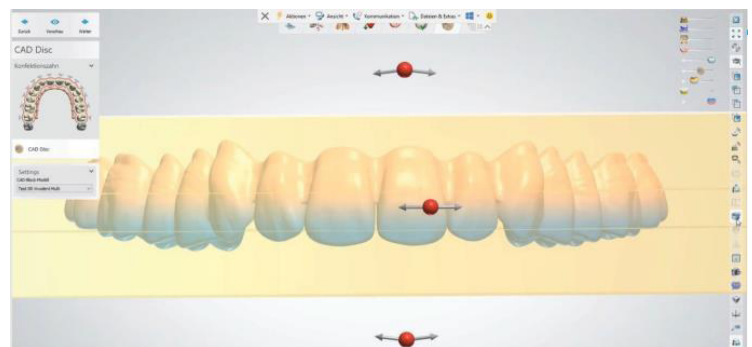
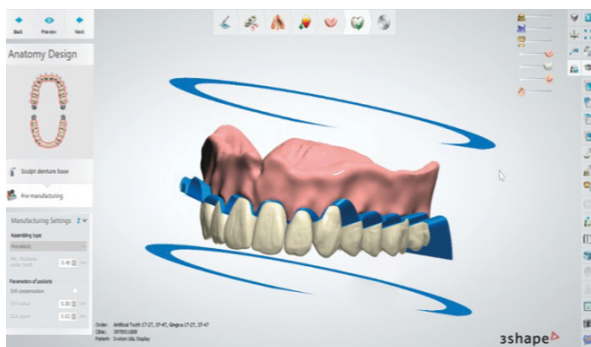
Dental Arch

The dental arch of the Ivotion prosthesis is milled from one high-quality plastic disc. This monoblock design produces a beautiful final product compared to individual denture teeth (F-max in N: 63 vs. 35). These discs are available in multi-layered and monochromatic options. Multiple VITA and bleached colors (BL3) are available to fit your patients' needs.



Multi-layered Dental Arch

These polychromatic dental arches are built of different layers (cervical, dentin, incisal) to replicate the appearance of a natural tooth. The innovative "Pearl Structure Effect" ensures a harmonious progression of color, resulting in a highly-esthetic result. For these reasons, the multi-layered dental arch is the go-to choice.



Monobloc Try-In Denture

A Monobloc Try-In Denture is produced when a try-in is required. The denture is made entirely of a tooth-colored plastic material with a color similar to A2. Unless indicated otherwise, there is no pink base in this product. The Monobloc-printed Try-In denture enables the clinician to verify the records, fit, function, and esthetics. When the Try-In denture is approved, the patient can take Monobloc home to evaluate speech, eating, and fit while getting family's and friends' approval.



3D Printed Monobloc Try-In Denture



Full Denture Final Result

Pink Base

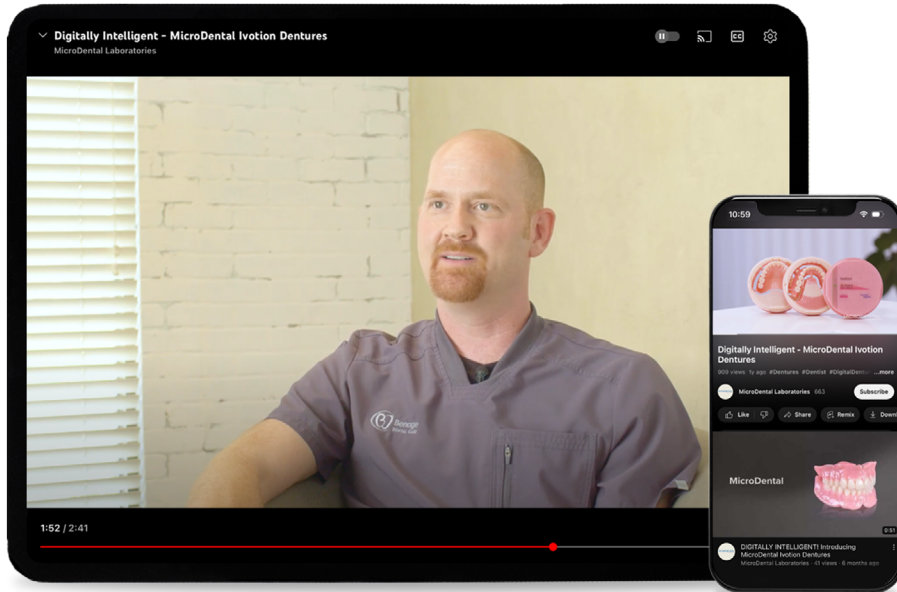
The Pink Base is a strong, high-impact, industrially-produced denture base. The most popular color, **Pink-V**, is chosen by default unless indicated otherwise. Medium, dark, and veined versions are also available. Problem-free repairs and rebasing are possible without the use of conventional repair plastic.



Image Source: Ivoclar Vivadent AG



Scan the QR code or visit youtu.be/JXmyMqFmK4k to watch Dr. Mark Benage discuss his experience working with Ivotion Dentures.



Connect with us at 800.718.3384 and start your Ivotion journey today!